

**Interreg
Europe**



Co-funded by
the European Union

Assistance to applicants

Jason Martinez

Coordinator - Projects | Interreg Europe secretariat

16 MAY 2023 | 15 Minutes

Information event
Warsaw, Poland

Follow us on social media:



Content

1. Tools for **project development**
2. **Other assistance** tools
3. **Point of contact** assistance

Interreg
Europe



Co-funded by
the European Union

1

- Tools for **project development**



Steps to **project development**

1. Check **relevance**
2. Get **inspired**
3. Share **project idea**
4. Find **partners**
5. Ask for **feedback** (available only when call is open)

Check **relevance**

Is Interreg Europe for you?

⇒ Are you involved in regional development policies?

⇒ Are you looking for new solutions?

⇒ Are you ready to work with partners from other European countries?

www.interregeurope.eu/your-projects-relevance



Check **relevance**

Self-assess your idea before asking for our feedback

The screenshot shows the 'Self assessment tool' page on the Interreg Europe website. The page features a navigation bar with links: 'Discover the programme', 'Look for fundings', 'Approved projects', 'Get policy advice', 'Find policy solutions', and 'Meet the community'. A sidebar on the left lists eight categories: 1. Issue definition, 2. Policy instrument, 3. Jobs and growth programme, 4. Partner's status, 5. Authorities responsible, 6. Interregional cooperation, 7. Exchange of experience, and 8. Innovative character. The main content area is titled 'Self assessment tool' and includes the following text: 'Answer the series of questions below to check if your project idea is relevant for Interreg Europe. Before going forward with your application or seeking assistance from us, make sure to check the relevance of your project! If you can answer 'yes' to all the questions, you're on the right track. The self-assessment is for information purposes only.' Below this text, a blue hexagonal icon with the number '1' highlights the first category, 'Issue definition', which is followed by the questions: 'Is the issue addressed by the project clear and specific enough?' and 'Does it clearly fit within the priorities of the cohesion policy?'.

interreg Europe funded by the EUROPEAN UNION

Discover the programme Look for fundings Approved projects Get policy advice Find policy solutions Meet the community

Self assessment tool

Answer the series of questions below to check if your project idea is relevant for Interreg Europe. Before going forward with your application or seeking assistance from us, make sure to check the relevance of your project! If you can answer 'yes' to all the questions, you're on the right track.

The self-assessment is for information purposes only.

1. Issue definition
2. Policy instrument
3. Jobs and growth programme
4. Partner's status
5. Authorities responsible
6. Interregional cooperation
7. Exchange of experience
8. Innovative character

1 Issue definition

Is the issue addressed by the project clear and specific enough?
Does it clearly fit within the priorities of the cohesion policy?

www.interregeurope.eu/check-project-relevance

Get **inspired** by running projects

Check what kind of activities our programme supports

The screenshot displays the Interreg Europe website interface. At the top, the logo 'Interreg Europe' is accompanied by the text 'Co-funded by the European Union'. Navigation links include 'Discover the programme', 'Look for funding', 'Approved projects', 'Get policy advice', 'Find policy solutions', and 'Meet our community'. A search bar and 'My account' link are also present. The main heading is 'Approved projects', with a search input field and a 'Search' button. Below this, there are links for 'Project results' and 'How to implement a project?'. The 'Projects' section features a filter bar with 'Topics', 'Countries', and 'Apply filters' buttons. The project list is sorted by 'newest' and includes four visible entries: 'SUBTRACT: Sustainable Reuse Centres', 'EU_SHAFE: Europe enabling Smart Healthy Age-Friendly Environments', 'E-MOB: Integrated actions towards enhanced e-mobility in European regions', and 'INTER VENTURES: Policies to promote the internationalisation of SMEs for more competitive regional ecosystems in border areas of the EU'. Each project card shows its status as 'On going' and associated topic tags.

www.interregeurope.eu/search-approved-projects

Get **inspired** by other project ideas

Check what project ideas already exist and search for partners

The screenshot shows the 'Interreg Europe' website interface. At the top left, the logo for 'Interreg Europe' is displayed, along with the text 'co-funded by the EUROPEAN UNION'. To the right of the logo are links for 'Help & contact' and 'My account'. Below the logo, a navigation bar contains the following menu items: 'Discover the programme', 'Look for fundings', 'Approved projects', 'Get policy advice', 'Find policy solutions', and 'Meet the community'. The main content area features a large heading 'Explore project ideas' in blue. Below this heading is a search bar with the placeholder text 'Search for project ideas' and a blue 'Search' button. Underneath the search bar are two links: 'What is a project idea?' and 'Submit your idea'. The interface also includes a filter section with 'Project ideas' and 'For you' tabs, and three dropdown menus for 'Topics', 'Countries', and 'Status', followed by an 'Apply filters' button. At the bottom of the filter section, it indicates '24 Project ideas' and a 'Sort by newest' dropdown menu. The background of the main content area features a decorative image of a lit lightbulb and a potted plant.


www.interregeurope.eu/project-ideas

Share **project idea**

Publish your project idea on our website to tell others:

⇒ what you'd like to do

⇒ what partners you are looking for



The screenshot shows the Interreg Europe website interface. The top navigation bar includes the Interreg Europe logo, the European Union flag, and several menu items: "Discover the programme", "Look for fundings", "Approved projects", "Get policy advice", "Find policy solutions", and "Meet the community". There are also icons for a chat bubble and a user profile.

The main content area features a large orange graphic with a white speech bubble icon. The text reads: **Clone of Railways' Industrial & Cultural Heritage - Developing European Sustainable Tourism**. Below this, there is a "CONNECTED TEN-T" badge.

On the left side, there is a vertical menu with the following items: "About the project", "Project idea owner", and "Partners we are looking for". The "Looking for partners" item is highlighted with a white background.

The main content area has a section titled **About the project**. The text below it reads: "As renewables penetrate further into the energy grid, variability affects the grid and flexibility becomes a key solution. Therefore, we recommend to use data centers as a source of energy flexibility to support the roll-out of renewables. This can include diesel generators, oversized batteries and hydrogen fuel cells."

Find partners

Search for people or organisations to find project partners

The screenshot displays the Interreg Europe website's search interface for finding partners. At the top left, the Interreg Europe logo is shown alongside the European Union flag and the text 'co-funded by the EUROPEAN UNION'. Navigation links include 'Discover the programme', 'Look for fundings', 'Approved projects', 'Get policy advice', 'Find policy solutions', and 'Meet the community'. Utility links for 'Help & contact' and 'My account' are in the top right. The main heading is 'Find the right people' in blue. Below it is a search bar with the placeholder text 'Search for members or organisations' and a blue 'Search' button. Two links are provided: 'Tell us more about your need' and 'How to find the good project partners?'. A filter bar below the search bar includes 'Members' (selected), 'Organisations', and 'For you'. Filter options include 'Topics', 'Countries', 'Interested in', and 'Organisation type', with an 'Apply filters' button. The 'Members' section shows a list of profiles, each with a placeholder icon, and a 'Sort by newest' dropdown menu.

www.interregeurope.eu/community/members

Ask for feedback from the joint secretariat

- Once the **call is open** and your project idea is clear
⇒ ask for **programme's feedback** (one feedback per idea and call)

Our officers can give you feedback:

- In writing
- On the phone/ online
- At events (check agendas carefully)



2. ● **Other assistance tools**



Key documents

- Programme manual
- Second call's terms of reference (including annexes)

Application pack available at:

<https://www.interregeurope.eu/next-call-for-projects#anchor-second-call-for-projects>



Project development videos

- Building a successful partnership
- Designing project methodology
- Management, budget and finances
- Project communication

<https://www.interregeurope.eu/develop-your-project-proposal>



Q&A sessions online

- Ask questions at registration (or during the session)
- JS replies during the session
- Every second week **at 10:00** (Paris time), usually on Fridays

Registration open

Link to each session (remember to log in to Interreg Europe community)

- 17 May
- 2 June

Recordings available

- 24 March
- 5 April
- 21 April
- 5 May



Additional **questions**

- **FAQ** section of the website

<https://www.interregeurope.eu/help/project-funding>

- **Ask a question** form

<https://www.interregeurope.eu/help/project-funding#anchor-send-a-question>



3 ● **Point of contact** assistance



Time for questions



**Interreg
Europe**



Co-funded by
the European Union

Follow us on social media:








**Interreg
Europe**



Co-funded by
the European Union

Thank you!

Follow us on social media:     

Information event
Warsaw, Poland

